
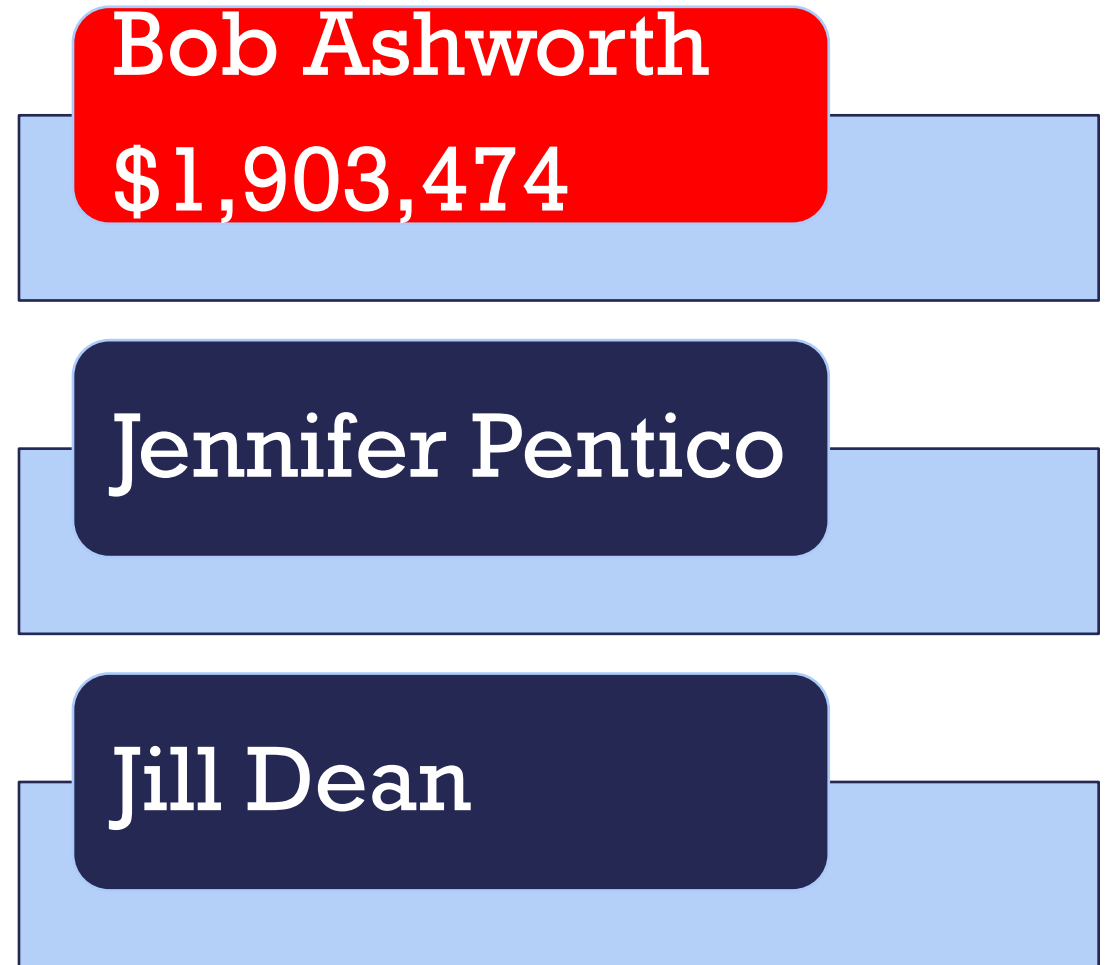


**RE/MAX**

**REALTY TEAM**



**MARCH 2023 OFFICE MEETING**







**Closed Transactions**

**96**

**Sales Volume**

**\$32,375,334**

**Total Commissions Paid**

**\$914,468**



welcome  
to the club

**CONGRATS WELCOME  
TO THE “CLUB” ...**

**100% Club**

- Jill Dean





# HALL OF FAME

- **Talisa Piskulic ~ Individual who has earned at least \$1 million in commissions during their career with RE/MAX.**



Happy  
BIRTHDAY!

## March Birthdays

- Jim Agles
- Olivia Townes
- Ray Santini
- Dana Knox
- Drius Cchran
- Julian Johnson
- Patty Dlask
- Michelle Stevenson
- Tracy Teutsch
- Sandra Abad
- Adam Sheets





**MARIA ESCARTIN, CFO**





Average List  
Price:  
\$522,000

Average  
Sales Price:  
\$504,000

Days on  
Market: 50

Overall SFH  
Inventory:  
1,336

Overall SFH  
Sales: 333

LY  
Percentage  
Increase: 1%

Average List  
to Sale: 97%

Months of  
Inventory: 4

# CAPE CORAL FEBRUARY ACTIVITY



Average List  
Price:  
\$532,000

Average  
Sales Price:  
\$512,000

Overall SFH  
Inventory:  
811

Overall SFH  
Sales: 272

Days on  
Market: 36

LY  
Percentage  
Decrease:  
2.8%

Average List  
to Sale: 96%

Months of  
Inventory: 2.9

# FORT MYERS FEBRUARY ACTIVITY



Average List  
Price:  
\$403,000

Average  
Sales Price:  
\$389,000

Overall SFH  
Inventory:  
136

Overall SFH  
Sales: 46

Days on  
Market: 48

LY  
Percentage  
Decrease:  
6.4%

Average List  
to Sale: 96%

Months of  
Inventory: 2.9

# N. FORT MYERS JANUARY ACTIVITY



Average List  
Price:  
\$344,000

Average  
Sales Price:  
\$340,000

Overall SFH  
Inventory:  
578

Overall SFH  
Sales: 125

Days on  
Market:42

LY  
Percentage  
Increase:  
16%

Average List  
to Sale: 98%

Months of  
Inventory:4.6

# LEHIGH ACRES FEBRUARY ACTIVITY



Average List  
Price:  
\$964,000

Average  
Sales Price:  
\$925,000

Overall SFH  
Inventory:  
332

Overall SFH  
Sales: 102

Days on  
Market: 43

LY  
Percentage  
Increase:  
12.6%

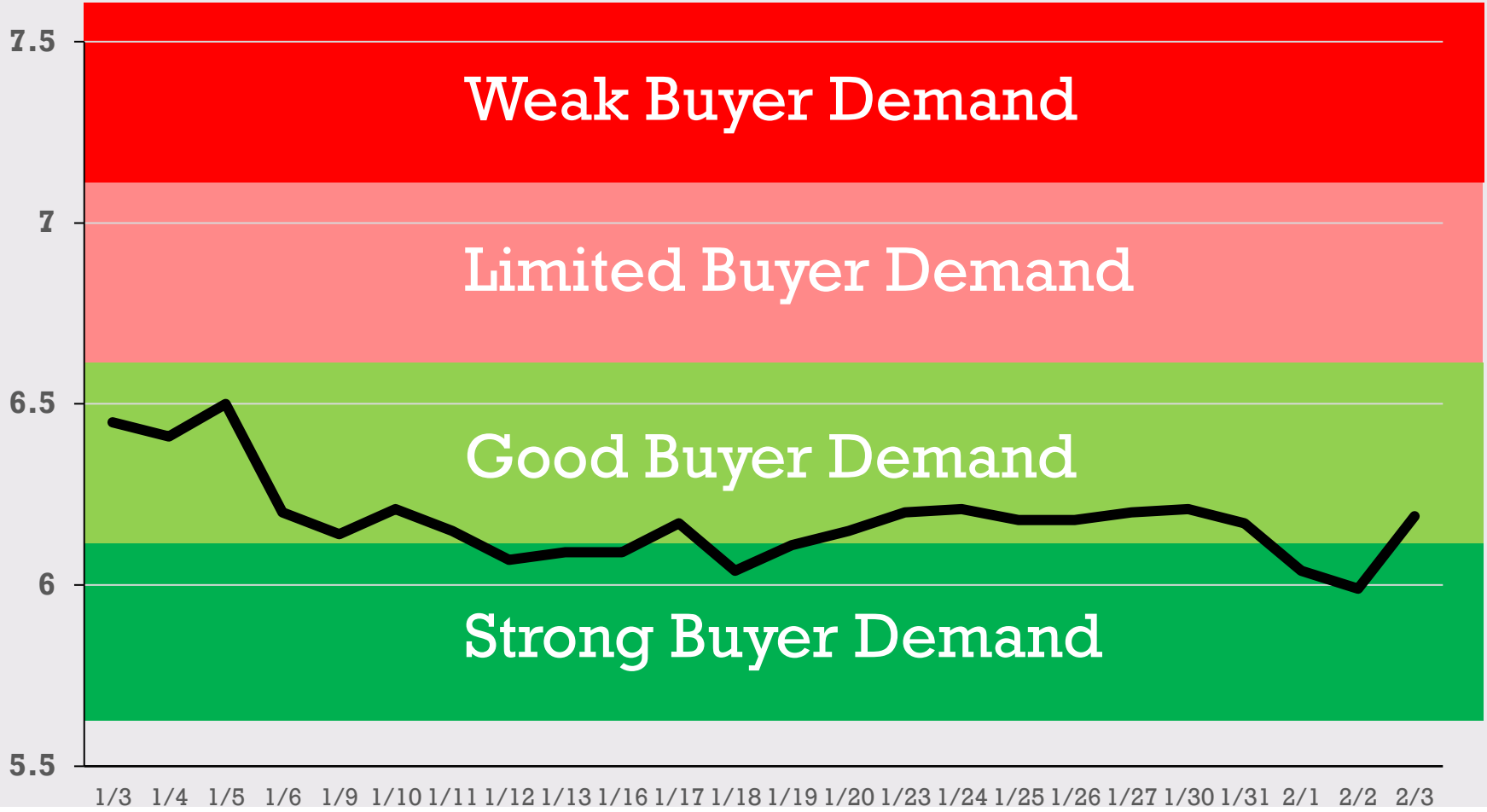
Average List  
to Sale: 96%

Months of  
Inventory: 3.2

# BONITA ESTERO FEBRUARY ACTIVITY



# 2023 30-Year Fixed Rate





***THE TURN***



SERVICING

# Foreclosures filings rose 115% in the past year

[Home](#) · [Market Updates](#)

## US foreclosure filings surged 115% in 2022

### U.S. FORECLOSURE ACTIVITY DOUBLES ANNUALLY BUT STILL BELOW PRE-PANDEMIC LEVELS

Published: Jan. 12, 2023 at 12:01 AM EST





People who avoid  
**FAILURE**  
also avoid  
**SUCCESS!**

CREATE HEALTHY HABITS ONE  
DAY AT A TIME!  
#WTLB

**RE/MAX**

**REALTY TEAM**



**THANK YOU FOR  
COMING!**